

Bundarra Primary School



Principal: Mrs Tara Hulonce
m: Po Box 736 Portland 3305
w: www.bundarraps.vic.edu.au
Direct Deposit: Bundarra Primary School
Term 2 Week 5

abn: 21 860 290 195
e: bundarra.ps@edumail.vic.gov.au
p: 03 5523 4122 **f:** 03 5521 7355
BSB: 063536 **Acc:** 00901409
Thursday 14th May 2020

TERM 2 2020	
Monday 18 th May	International Museum Day- http://umac.icom.museum/international-museum-day-2020/
Monday 25 th May	Pupil free Day- NO ONLINE INSTRUCTION
Tuesday 26 th May	Foundation, Grade 1, Grade 2 students return to school
Thursday 21 st May	World Cultural Diversity Day- what does it mean for us? https://www.un.org/en/events/culturaldiversityday/
Saturday 23 rd May	World Turtle Day- https://www.worldturtleday.org/
Wednesday 3 rd June	World Bicycle Day- head out for a ride in the fresh air! https://www.un.org/en/events/bicycleday/
Friday 5 th June	Report Writing Day – No Students to attend school World Environment Day- plant a tree, do some weeding. Celebrate our environment- https://www.worldenvironmentday.global/
Monday 8 th June	Queen's Birthday- No School World Ocean Day- learn about what you can do! Listen to some ocean sounds https://worldoceansday.org/resources/?topic=inspiring&type=all&language=all
Tuesday 9 th June	Grade 3, Grade 4, Grade 5 & Grade 6 students return to school
Friday 26 th June	Parent-Teacher Interviews – via Webex or phone Last Day Term Two
TERM 3 2020/ Monday 13 th July	First Day Term Three
Dates to be confirmed	Bundarra Athletics and Cross Country to be confirmed.
Wednesday 22 nd July, Thursday 23 rd July	MIDDLE SWIMMING STARTS 10am- 1pm. JUNIOR SWIMMING STARTS 11am- 2pm (9 sessions)
Friday 14 th August	School DISCO- theme to be announced.
DATE TBC	Curriculum Day – No Students
Thursday 3 rd September	District Basketball (boys)
Friday 4 th September	School Photos
Tues 8 th - Thurs 17 th Sept.	Circus Oz- visiting artist in residence program
Thursday 10 th September	District Basketball (girls)
Thursday 17 th September	Circus Oz Concert 7pm Bundarra Gym
Friday 18 th September	Last Day Term Three for Students 2:15pm dismissal
TERM 4 2020/ Monday 5 th October	First Day Term Four
Tuesday 13 th - Friday 16 th October	Grade 5/6 Urban Camp- Melbourne
Saturday 31 st October/ Sunday 1 st November	Upwelling Festival/ Three Bays Marathon
Tuesday 3 rd November	Melbourne Cup Day Public Holiday- No School
Thursday 12 th November	Portland Arts Centre performance- ABC of Awesome Science (50 mins)
Friday 20 th November	Curriculum Day – No Students (report writing)
Friday 4 th December	Christmas Carols Afternoon 2:15pm Bundarra Gym
Wednesday 16 th Dec	Grade 6 Graduation Ceremony 1:30pm at Bundarra Gym
Friday 18 th December	Last day Term Four – 2:15pm early dismissal

**VCE, VCAL, Prep, Grade 1 & 2
and specialist school students
will return to school on
Tuesday 26 May.**

**Years 3 - 10 will return on
Tuesday 9 June.**

BUS STOP WALKERS

**NO BUS TRAVELLERS ARE NOW PERMITTED TO WALK TO
PORTLAND SECONDARY COLLEGE**

Page 31 of the School Bus Program Policy and Procedures, January 2016, located [here](#), states that 'A student is only permitted to travel between the approved bus stop nearest to their home and school'.

READERS

Please return readers tomorrow

SUPER STUDENT



Lidia Thomas

Lidia Thomas is a Super Student because she constantly shows amazing organisation and determination. Lidia works super hard to complete her Seesaw online learning tasks to the best of her ability, and always shares the fun she is having at home. Lidia is a friendly, kind and compassionate person who always considers the feelings of others. Lidia has had such a fabulous first half of the year, and is a valued member and leader in 56B. Congratulations!



Konnar Johnstone

Konnar Johnstone is a Super Student because he strives to always be his best self. Konnar consistently displays the You Can Do It values, and is a positive, helpful and kind role model in the classroom. Konnar has shown incredible resilience this term, and works hard on Seesaw to complete his online learning at home to a very high standard. Konnar is a shining star with a very bright future, and we are very lucky to have Konnar in 56B. Congratulations!

WELL DONE!



56B

Notes from Mrs Hulonce...

Hello everyone, I hope you are well. This week started with a flurry of activity as we heard the exciting news about staggered school returns. We are so looking forward to seeing you on site!

In the meantime we are steadily working to develop rosters, timetables and curriculum plans for when we do return. We are awaiting some more DET advice before we make formal announcements as to how our scheduling is going to work for the remainder of the term.

Curriculum-

From Tuesday 26th May our Foundation- G2 students (grades F1A, F1M) will be participating in classes on site. Students in Grades 2/3L and 2/3V will be enjoying a combination of Seesaw and on site instruction, while senior students will be still using Seesaw. When our senior classes (3/4H, 3/4S and all 5/6 classes) return we will be delivering curriculum in classrooms, combined with some online activity.

Moving forward-

We have experienced such success with Seesaw and a massive increase in positive communication between home and school and fantastic levels of student engagement that we are now exploring ways to continue this. Watch this space!

Student reports-

As always you will receive a report for your child outlining their progress in Semester 1, 2020 against the Victorian Curriculum. The report may look different, however, as it is not possible to implement our standard report writing process.

We have received advice from the Department of Education and Training regarding modifications to reporting that takes into account the limitations on teachers to accurately assess student progress during the remote learning period.

Reports will be distributed on Thursday 25th June, prior to Parent teachers Webex interviews. More information will come on this also.

2021 Enrolments-

Due to the current health crisis we are unable to conduct school tours for 2021 enrolments.

We are still available for contact via phone or e-mail in regard to 2021. Enrolment packs and forms can be accessed from the school or via school websites.

All schools in the Portland and District area encourage students to go to their local school. Your local school can be found at www.findmyschool.vic.gov.au

If restrictions are eased in June school tours may return as an option.

Have fun and stay safe!

"One kind word can change someone's day"

Getting Along

Respect

Why is respect important?

Receiving respect from others is important because it helps us to feel safe and to express ourselves.

Being respected by important people in our lives growing up teaches us how to be respectful toward others.


Respect means that you accept somebody for who they are, even when they're different from you or you don't agree with them.

Respect in your relationships builds feelings of trust, safety, and wellbeing.

Respect doesn't have to come naturally – it is something you learn.

Go Online

<https://kidshelpline.com.au/teens/issues/all-about-respect>



Seesaw

Don't forget to connect to Seesaw everyday. The DET require us to continue to record attendance each day. Teachers will record students as present if they connect to Seesaw or make contact with the teacher. If your child is unable to connect to Seesaw due to illness please notify the teacher or the school via Skoolbag app or phone call.

Schedule for parent pick and drop of LEARNING PACKS

Parent pick up/drop of work every Friday.

There are tables set up in the corridor along the middle area with a place for each class, F/1A and F/1M have tables in the gallery. Parents will visit during their allocated time and drop off completed work for the week and pick work to be completed the following week.

Parents enter through the office and exit through the doors next to 3/4H.

If parents are not able to make it to school during this time, they are to contact school and we can arrange a staff member to drop packs home.

Bundarra office- 5523 4122

Class	Time
5/6G	10:00 – 10:30
5/6C	10:30 – 11:00
5/6B	11:00 – 11:30
3/4S	11:30 – 12:00
3/4H	12:00 – 12:30
2/3V	12:30 – 1:00
2/3L	1:00 – 1:30
F/1M	1:30 – 2:00
F/1A	2:00 – 2:30

Don't
forget to
please
return
readers

Star Students

F1A: Nate Johnson

F1M: Xavier Aitken

23L: Troy Carlyon &
Michaela Murrell

23V: Zane McCarthy

34H: Amelia Kruis

34S: Kyan Taylor

56C: Lucas Arnold

56B: Logan Davis








Art: Evelyn Kruis

56G: Alleah Stephens-Barry

ICT: Will McIntyre

STEM: Richard Walker

P.E: Kruis Family

Equipment	Method
<p>Water</p> <p>Toothpaste</p> <p>Toothbrush</p> 	<p>1. Squeeze a pea-sized amount of toothpaste on your toothbrush.</p>
	<p>2. Wet your toothbrush with a small amount of water.</p>
	<p>3. Open your mouth as wide as you can.</p>
	<p>4. Brush your teeth using small circular movements with your toothbrush.</p>
	<p>5. Use gentle strokes with your toothbrush to clean your gums.</p>
	<p>6. Spit out all the toothpaste, making sure not to swallow any.</p>
	<p>7. Rinse out your mouth with cold water.</p>

A photograph of a sandwich made with two slices of white bread, filled with meat and cheese, served on a black plate. In the background, there is a blue and white checkered cloth, a blue can of soda, a white tub of mayonnaise, and a jar of peanut butter.

A photograph of a white envelope and a purple heart-shaped sticker with a signature. The envelope is white and has a triangular flap. The sticker is purple and heart-shaped, with a white signature inside. The background is a light-colored surface.

Understanding Sequence - Worksheet

Name: Quincy

Understanding Sequence

Sequence is the order in which things happen in a text.

1. Number these steps from the procedure from 1 to 5.

- When your dog is dry, carefully brush your dog's hair until it is soft and fluffy. 8
- Give your dog a dog treat, as a reward for having a bath. 9
- Gently take off your dog's collar and place it somewhere safe where it will not get lost. 1
- Carefully place your dog into the water. Gently talk to your dog so it does not feel scared about getting wet. 3
- Fill up a large basin or sink with warm water. Make sure the water will not overflow when you put in your dog. 2
- Use the small bucket to rinse all of the shampoo off your dog. Do not leave any shampoo, as it may make your dog itchy. 6
- Slowly pick up your dog and wrap it in a towel. Dry your dog as much as you can with the towel. 7
- Scrub some water into the small bucket and carefully pour it over your dog. Your dog should be completely wet. 4
- Squeeze some dog shampoo into your hand. Gently massage the shampoo all over your dog. Do not put any in your dog's eyes. 5

How to Cross a Road Safely

What You Will Need

A responsible adult

Method

1. Stop at least one step back from the edge of the road.
2. If you are with an adult, take hold of their hand.
3. Look in all directions for cars, bicycles or other pedestrians.
4. Think carefully about whether it is safe to cross the road.
5. Check in all directions one more time to make sure the road is clear.
6. Walk straight across the road, watching out for cars as you are crossing.
7. Once you are safely across the road, you can let go of your adult's hand.

34S



Name: Ellen Date: 13.05

Comprehension Questions

1) What is the procedure about?
making a sandwich

2) List the things you will need.
2 slices of bread 1 slice of ham
2 slices of cheese 1 slice of tomato
1 slice of cheese 1 other piece knife

3) How many steps are there in this procedure?
7


4) List the seven words used at the beginning of each step.
Before Gather Spread put
fix Cut put

5) What types of words are there (e.g. noun, verb, adjective)?
adverbs verbs

6) What would happen if you forgot to complete step 5 of the method?
no sandwich

Page 1 of 2

© 2000 Pearson Education Ltd

[illegible]


A close-up photograph of a young boy with short brown hair, smiling and holding a light blue paper airplane in front of his mouth. He is wearing a dark shirt with a colorful pattern. The background is slightly blurred, showing a white wall and some greenery. Below the photo is a white rectangular box with a black border containing the name "Kyan".



Savannah



Mothers Day Selfies





FREE VICTORIA WIDE SERVICE

For:

Parents

Grandparents

Carers

of children aged 2
to 12 years

Positive Parenting Telephone Service

Our free 6 to 10 Week program helps you to:



Have
Stronger more
positive
relationships



Set rules and
limits



Manage
everyday
behaviour
problems

Participants complete a workbook or online modules which are supported by weekly 30 minute phone calls with a trained parenting educator.

All of this can be done from the comfort of your own home at a time that suits you.



**Enrol now and make a
positive start to last a lifetime**

Call us for more information or to enrol

1800 880 660

Enrolments are taken all year round



#7DAYONLINESAFETYCHALLENGE

DAY 1

Create a Family Online Safety Contract

DAY 2

Review location, privacy settings and parental controls

DAY 3

Talk to your child about sharing personal information online

DAY 4

Find out what apps and games your child uses

DAY 5

Check DM or chat functions on your child's apps and games

DAY 6

Talk about suspicious online behaviour and what it looks like

DAY 7

Help your child identify a support network

Seesaw Handy Hint #4

Icons

Icon	Text Shortcut	Icon	Text Shortcut	Icon	Text Shortcut
	seesaw		label		move
	add		mic		pencil
	photo		add		pen
	video		background		highlighter
	drawing		shapes		eraser
	upload		caption		glowpen
	note		undo		arrow
	link		redo		pause
	camera roll		check		draft
	add page		pages		plus
	hide		like		comment